

June 14, 1949.

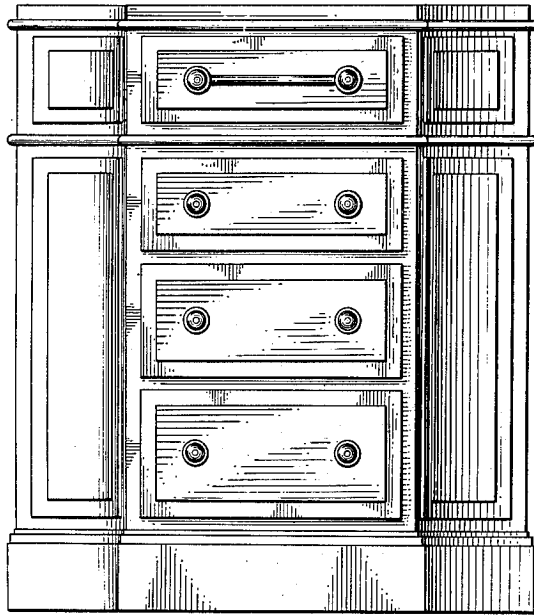
A. F. KLINGBERG

Des. 154,127

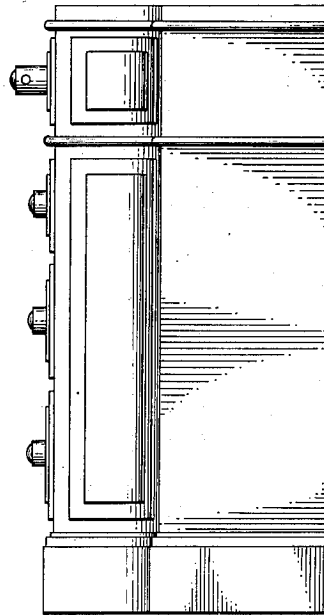
COIN BANK

Filed Sept. 8, 1947


*Fig. 1.*



*Fig. 2.*



*Fig. 3.*



INVENTOR.

*Arthur F. Klingberg*

BY

*Maurice Bayne*  
*Atty.*

# UNITED STATES PATENT OFFICE

154,127

## DESIGN FOR A COIN BANK

Arthur Frank Klingberg, Chicago, Ill., assignor to  
Park Sherman Co., Springfield, Ill., a corpora-  
tion of Illinois

Application September 8, 1947, Serial No. 141,243

Term of patent 7 years

(Cl. D34—11)

*To all whom it may concern:*

Be it known that I, Arthur F. Klingberg, a citizen of the United States, and resident of Chicago, in the county of Cook and State of Illinois, have invented a new, original, and ornamental Design for a Coin Bank, of which the following is a specification, reference being had to the accompanying drawing, forming a part thereof.

Fig. 1 is a front elevational view of a coin bank, showing my new design.

Fig. 2 is a side elevational view thereof.

Fig. 3 is a top plan view thereof.

I claim:

The ornamental design for a coin bank, substantially as shown.

ARTHUR FRANK KLINGBERG.

### REFERENCES CITED

The following references are of record in the file of this patent:

#### UNITED STATES PATENTS

Number	Name	Date
D. 77,311	Dworkis	Dec. 25, 1928
D. 133,612	Buckner	Sept. 1, 1942
1,556,353	Roedding	Oct. 6, 1925

#### OTHER REFERENCES

Popular Mechanics, September, 1940, page 427, item: "China Cabinet."

"18th Century Traditional," pamphlet by Drexel Furniture Co., rec'd March 8, 1948, page 1; item: "China" closet, bottom right corner.