

(No Model.)

J. MURRAY.
TOY BANK.

No. 255,184.

Patented Mar. 21, 1882.

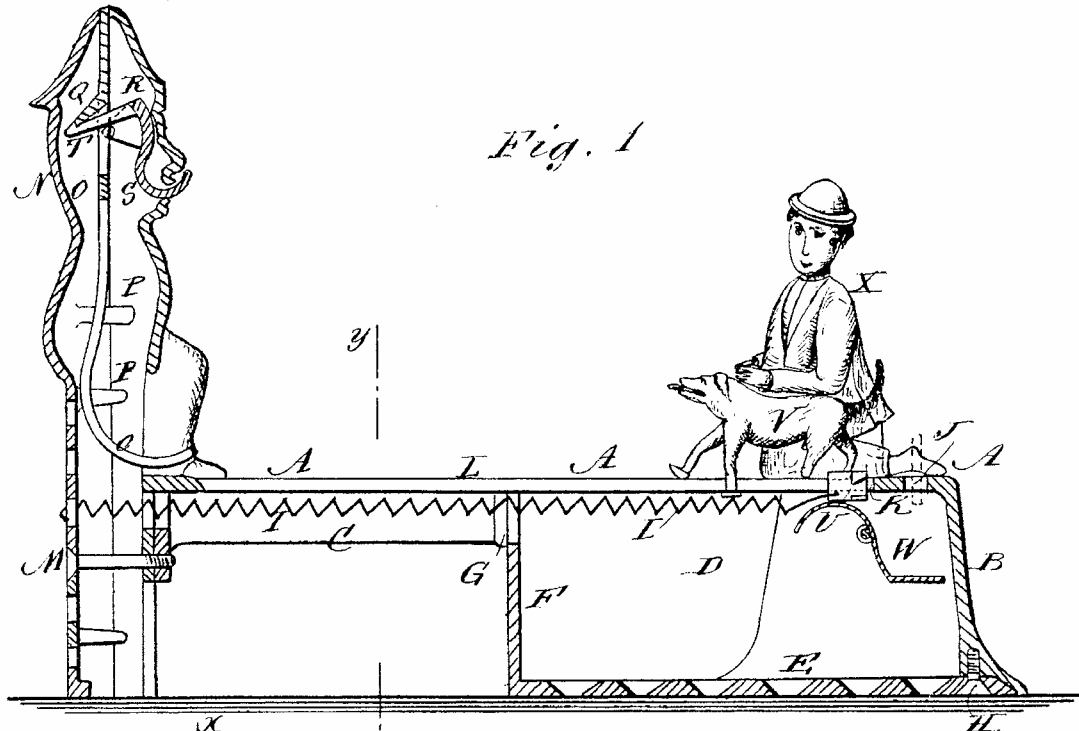


Fig. 1




Fig. 2

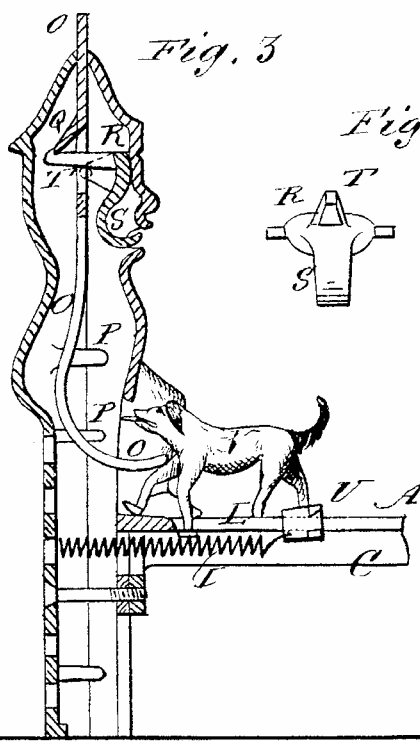


Fig. 3

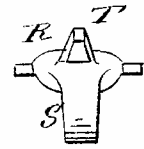


Fig. 5

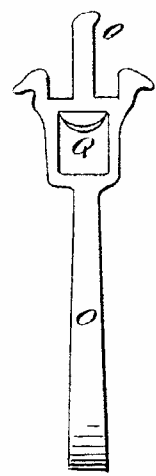


Fig. 4

WITNESSES:

C. Novak
C. Sedgwick

INVENTOR:

J. Murray
BY *Murray & Co*

ATTORNEYS.

UNITED STATES PATENT OFFICE.

JOHN MURRAY, OF NEW YORK, N. Y.

TOY BANK.

SPECIFICATION forming part of Letters Patent No. 255,184, dated March 21, 1882.

Application filed August 26, 1881. (No model.)

To all whom it may concern:

Be it known that I, JOHN MURRAY, of the city, county, and State of New York, have invented a new and useful improvement in Toy Savings-Banks, of which the following is a full, clear, and exact specification.

Reference is to be had to the accompanying drawings, forming part of this specification, in which similar letters of reference indicate corresponding parts in all the figures.

Figure 1 is a sectional side elevation of my improvement, taken through the line *x, x*, Fig. 2. Fig. 2 is a sectional end elevation of the same, taken through the line *y, y*, Fig. 1. Fig. 3 is a sectional side elevation of a part of the improvement, showing the operating parts in another position. Figs. 4 and 5 represent parts of the operating mechanism.

The object of this invention is to produce toy savings-banks for children, so constructed as to connect amusement with the operation of depositing money in the banks.

The invention consists in a toy savings-bank constructed of a slotted platform having the figure of a man and a money-receiving compartment at its rear end and the figure of a hen-coop and a man at its forward end, and carrying the figure of a dog connected with it by a slide and a spiral spring; the trip-bar having the figures of chicken-heads upon its upper end, the pivoted eccentric block having the representations of eyes and a tongue, and a trip-lever, whereby the weight of a coin dropped upon the said trip-lever will release the dog, and the forward movement of the dog will cause the figure of the man to roll his eyes and draw in his tongue, and will project chicken-heads from his hat, as will be hereinafter fully described.

A represents the base or platform, the rear end, B, of which is extended downward to serve as a foot to support the toy. The forward part of the platform A has downwardly-projecting flanges C upon its side edges. At the rear part of the platform A the side flanges are extended to the lower edge of the end B to form sides D to the money chamber or bank.

The bottom E and the inner end, F, of the bank are formed of an angular plate, as shown in Fig. 1, the upper edge of which rests against a flange, G, formed upon the lower side of the

middle part of the platform A. The lower edge of the plate E F rests in a rabbit in the lower edge of the end B, and is secured to the said end by a screw, H, so that the side plate can be readily detached, when desired, by removing a single screw. In the rear end of the platform A is formed a slot, J, of such a size that a penny or other coin can be readily dropped through it into the bank. In the rear part of the platform A, near the slot J, is formed a cross-groove, K, from which and along the central line of the said platform is formed a slot, L, extending nearly to the forward end of the said platform.

To the forward end of the platform A is attached the representation M of a hen-coop and a human figure, N. The hen-coop M and the figure N are made in two parts, secured to each other by bolts or rivets, and through the lattice-work of the said coop M project the representations of the heads of a number of chickens. The figure N is represented as sitting upon the top of the coop M, with his feet resting upon the platform A. In the side 75

of the coop M, between the feet of the figure N, is formed an aperture, through which projects the curved lower end of a bar, O. The bar O passes up through the interior of the figure N, and is kept in place by guides P, 80 formed upon or attached to the interior of the said figure. Upon the upper end of the bar O are formed a number of branches, and upon the end of each branch is formed the representation of a chicken's head, which heads, 85 when the said bar O is raised, project through holes in the hat of the figure N, as shown in Fig. 2, and are withdrawn into the interior of the said hat, as shown in Fig. 1, when the said bar O is lowered. In the upper part of the bar O is formed an aperture, having a rearwardly-projecting arm, Q, at its upper edge.

To the sides of the head of the figure N are pivoted the ends of an eccentric cross-head or block, R, upon the forward side of which are painted the representations of eyes, in such positions as to show through the eye-sockets in the face of the figure N.

Upon the lower middle part of the pivoted block R is formed a curved arm, S, the lower end of which is made to represent a tongue. 100 Upon the rear upper part of the block R is

formed an arm, T, which projects through the opening in the trip-bar O, so as to engage with the arm Q of the said trip-bar. With this construction, when the bar O is lowered its arm Q 5 presses the arm T of the block R downward, bringing the eyes upon the said block opposite the eye-sockets and causing the tongue S to project through the mouth of the figure N. When the bar O is raised the weight of the eccentric block R turns the said block upon its pivots, withdrawing the tongue S into the mouth and turning the eyes so that only the whites of the eyes can be seen through the eye-sockets.

Beneath the platform A is placed a spiral spring, I, one end of which is attached to the coop M, or some other suitable support. The other end of the spring I is attached to a slide, U, which has a neck formed in it to fit into the slot L of the platform A, and has shoulders formed upon it to fit into the groove K of the said platform, the said groove thus serving as a catch to hold the said slide against the tension of the spring I.

To the upper part of the slide U is attached the figure V of a dog, which is represented with one forward leg projecting at an inclination and with a wedge-shaped block upon the foot of the said extended leg.

To the sides D of the bank is pivoted a flat lever, W, at a little distance from its upper end. The upper part of the lever W is curved downward, and its lower part is bent outward, as shown in Fig. 1, so as to be directly beneath the slot J. The curved upper end of the lever W rests against the lower side of the slide U, and the said lever is arranged with such a leverage that the weight of a penny or other coin dropped upon the rear end of the said lever 40 through the slot J will operate the said lever to raise the shoulders of the slide U out of the groove K and allow the spring I to draw the slide U and figure V forward, giving the ap-

pearance of a dog running at a man sitting upon a hen-coop. As the figure V approaches the figure N the wedge-shaped block upon the extended leg of the said figure V passes beneath the curved lower end of the bar O and raises it, causing the said figure to withdraw his tongue and show the whites of his eyes, 50 and causing the chicken-heads to project from the hat of the said figure N.

Upon the rear end of the platform A, at the side of the rear end of the slot L, is secured the representation X of a man or boy, shown in a kneeling position, as if encouraging the dog to attack the chicken-thief.

Having thus described my invention, I claim as new and desire to secure by Letters Patent— 60 1. A toy savings-bank constructed, substantially as herein shown and described, of a slotted platform, A, having a figure, X, of a man and a money-receiving compartment at its rear end and the figures of a hen-coop, M, and a man, N, at its other end, and carrying the 65 figure V of a dog, connected with it by a slide, U, and spiral spring I, the trip-bar O, the pivoted eccentric block R, and the trip-lever W, as set forth.

2. In a toy savings-bank, the combination, 70 with the slotted platform A and the figures M N of a hen-coop and of a man sitting upon the hen-coop, of the figure V of a dog connected with the platform A by a slide, U, and spring I, the trip-bar O, the eccentric block R, and the 75 trip-lever W, substantially as herein shown and described, whereby the weight of a coin dropped upon the said trip-lever will release the dog and the forward movement of the dog will cause the figure of the man to roll his eyes and draw in his tongue, and will project chicken-heads from his hat, as set forth.

Witnesses:

JAMES T. GRAHAM,
C. SEDGWICK.

JOHN MURRAY.